



*StyleView™, Black, Satin Glass*

# Residential Sectional Overview

## Homeowners Guide to Garage Doors

Whether you are looking to enhance your home's curb appeal, add resale value, or improve garage door safety and security, Raynor Garage Doors has the residential garage door products to suit your needs.

# Homeowners Guide to Garage Doors

## What to Look for in a Garage Door

There are four basic types of doors for residential properties:

**Pan Door (Polystyrene Insulation Optional):** TradeMark™ and BuildMark®

**Polystyrene Insulated Door:** Encore™ EN200

**Polyurethane Insulated Door:** Aspen™ AP200, Aspen™ AP138, Aspen™ AP200N, Aspen™ AP200LV, Country Manor™, Eden Coast by Raynor® and RockCreeke™

**Aluminum Rail and Stile Glass Doors:** Raynor StyleView

With the exception of the Aluminum/Glass door, they can look very similar from the outside. So what is the correct door for *your* application? Why the different types?

### Let's start with insulation:

Consider these two key elements:

1. What type of climate do you live in?
2. Is your garage attached? Detached? Underneath rooms (bi-level)?

**Pan doors** and **aluminum rail and stile glass doors** are not insulated. They offer virtually no thermal efficiency. Pan doors are a good choice for detached garages, or moderate climates with an attached garage. However, insulation can be added to pan doors for minimal thermal efficiency and noise suppression. Aluminum rail and stile glass doors are a great choice if aesthetics are the main concern.

**Polystyrene insulated doors** have three layers. Polystyrene insulation is bonded between two layers of steel providing thermal protection. These doors are a good choice for harsher climates (both cold and heat) as well as attached garages. Many aesthetic options and design elements are available to tailor these doors to your house for exceptional curb appeal.

**Polyurethane insulated doors** also have three layers. However, these doors feature a "foam-in-place" insulation that entirely fills all voids between the two layers of steel. Polyurethane offers the best thermal efficiency available. This is an excellent choice for attached garages, garages that are underneath rooms and harsh climates (both hot and cold). Our Aspen™ polyurethane doors also feature Raynor's proprietary WeatherLock™ section joint and seal system. As with our polystyrene doors, many aesthetic options and design elements are available.

### What about windows?

Windows can add a tremendous amount of curb appeal to your door and overall appearance of your home. There are many window options available, and consider the type of door you selected to choose the correct glass. For instance, with a pan door you can choose single pane glass, but if you need an insulated door, always select insulated glass to maintain as much thermal protection as possible.

### Dress it up!

Raynor has many options that can be added to increase your curb appeal. You have a choice of panel designs, color options and decorative hardware in the form of straps and handles. Don't forget about the inside of the garage. You can upgrade from conventional galvanized hardware to EnduraCote™ hardware - a clean white powder coat system for your track and hardware and black powder coated springs and torsion tube, and add to your warranty period at the same time.

Raynor has a wide variety of doors and options to customize your garage door to your house, giving a perfect fit to *your* needs.



#### Wind Load

Products featuring the Raynor Secure icon are available with Wind Load approved designs. See your Raynor Dealer for more details.



#### Raynor Recycles


Products featuring the Raynor Recycles icon are manufactured with recycled material to maintain the environment.

# Distinctions Series™

Creating garage doors of distinction requires the ultimate attention to detail. Raynor Distinctions Series garage doors offer the finest features the garage door industry has to offer, combined with the widest range of design options available.

## RockCreeke™




 Tested U-Factor	0.20
Calculated R-Value	13.0

 Wind Load Approved  Environmentally Friendly

- Composite partial overlay carriage house garage door
- NeuFoam™ polyurethane insulation
- Steel, two-sided
- White, Almond, Black, Bronze, Brown, Desert Tan, Sandstone, Charcoal for Base or Board Colors
- EnduraCote™ painted track and hardware options
- Arched or square top designs
- Decorative hardware options add a finishing touch
- Optional clear, insulated and water glass available
- Features "For As Long As You Own Your Home" sections limited warranty against rust-through, trim boards for 5-years against discoloration and 10-years against delamination\*
- **ColorWave™**: Choose from 1,500 Sherwin-Williams® colors to custom match your door to your home

## Country Manor™




 Tested U-Factor	0.17
Calculated R-Value	18.0

 Environmentally Friendly

- Composite inlay carriage house garage door
- NeuFoam™ polyurethane insulation
- Steel, two-sided
- White, Almond, Desert Tan, Sandstone, Bronze, Brown, Slate, Black
- Arched or square window designs
- Decorative hardware options add a finishing touch.
- Features "For As Long As You Own Your Home" sections limited warranty against rust, 6-years limited warranty on hardware, and a 3-years limited warranty on springs to the original purchaser\*

## Eden Coast by Raynor®



 Tested U-Factor	0.17
Calculated R-Value	18.3

 Environmentally Friendly

- High end wood look without the maintenance
- Composite full overlay garage doors to achieve high end wood look without the maintenance
- NeuFoam™ polyurethane insulation
- WeatherLock™ section joint prevents any water from coming into your garage
- Unique finishing techniques allow us to offer our doors in a wide assortment of traditional wood colors, custom designs are available
- All of our windows are custom built for a one of a kind look, choose from a variety of glass options, single pane or insulated glass is available

## Raynor StyleView™



 Wind Load Approved  Environmentally Friendly

- Aluminum rail and stile garage door
- 188 ArmorBrite™ powder coat colors available
- 3 anodized finish options available
- Elegant Finish Woodtones™
- Carriage House and Mixed Panel designs available
- 2 EnduraCote™ powder coated track and hardware options
- Alternate color kick panel options
- Dozens of glass designs to choose from including tinted, frosted, acrylic, polycarbonate and more
- Features "For As Long As You Own Your Home" section limited warranty against defects in materials and workmanship, and 5-years for ArmorBrite finish\*

\* See [www.raynor.com/products](http://www.raynor.com/products) for complete and full Limited Warranty details.

# Eden Coast by Raynor®

Eden Coast by Raynor doors are handcrafted by fully overlaying steel sections with environmentally-friendly composite material, providing a high-end wood look without any of the maintenance.



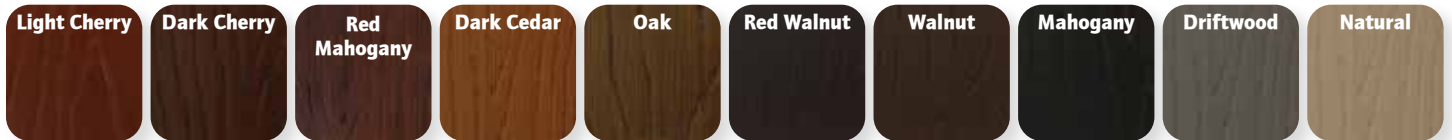
1. Environmentally friendly, composite material
2. Square, routed, or round over edges available
3. Custom inlay molding available on square edge
4. Board thickness ranges from 1" to 1 1/4" to achieve desired detail
5. 2" steel sandwich door with NeuFoam™ insulation with an R-18.3
6. Doors come pre-finished in a stain color of your choice



*Eden Coast by Raynor® Birmingham, Natural*


## Stain Finishes

Unique finishing techniques allow us to offer our doors in a variety of traditional wood colors. Finish off your authentic look by choosing an overlay in smooth or woodgrain textures.



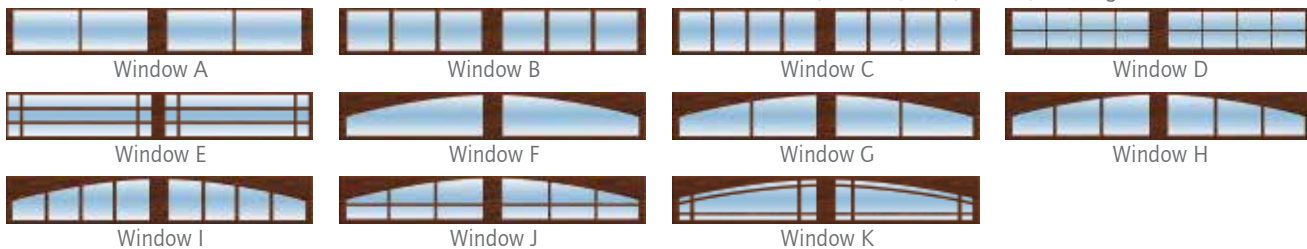
## Design Options

All door designs are available in single or two-car options. Custom designs are also available!



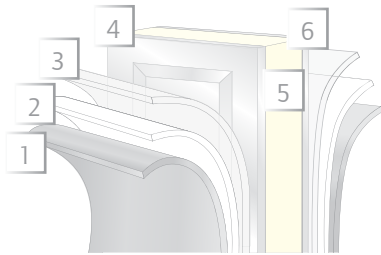
## Window Options

All Eden Coast windows are custom built for a one of a kind look. Choose between clear, obscure, satin, seeded, or rain glass.




# RockCreeke™

Designed to provide unsurpassed character in a maintenance-free design, Raynor RockCreeke partial overlay doors feature an environmentally stable trim board material.



1. Baked-on finish
2. Epoxy primer
3. Galvanized layer
4. High-strength steel
5. Polyurethane insulation
6. High-strength steel



RockCreeke, Swing-Out, White over Barn Red with 3 over 3 clear glass

## Colors

### Base Colors

#### Standard Solid Colors



#### Optional Solid Colors



### Board Colors

#### Standard Solid Color



#### Optional Solid Colors



### Optional Post Paint Finish\*



Raynor's ColorWave™ features 1,500 Sherwin-Williams® next generation post paint system options for your garage door.

\*Not all colors are available in solar reflective paint, colors that are not available as solar reflective cannot be used on polyurethane doors.

## Panel Options

### Swing-Out



### Bi-Fold



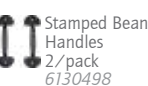
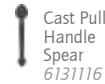
### Accordion




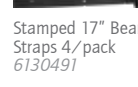
\*Many other custom options available. Contact your Raynor dealer for further details.

## Optional Track and Decorative Hardware

### Handles



### Straps



### Plastic Hardware Kits



Screw Applied Colonial Kit 4051105

### Track Options

Galvanized (standard)



EnduraCote™ (optional)



## Window Options\*



1 pane



1 pane arched



3 pane\*\*\*



3 over 3 pane\*\*



3 over 3 pane arched\*\*

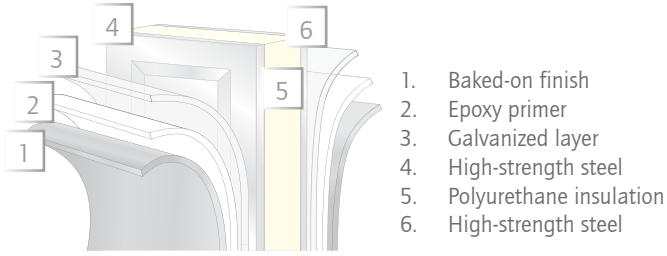
\* Available in clear, water, and insulated glass

\*\* Available in 4 over 4 pattern

\*\*\* Available in 4 pane pattern

# Country Manor™

With an inlay board design, this door is the ideal choice for a one of a kind carriage house look that will stand the test of time. Raynor's Country Manor is perfect balance between exceptional beauty and enduring quality. Country Manor is constructed with NeuFoam™ insulation which provides the ability to guard your garage against hot and cold temperatures; a WeatherLock™ section joint prevents air and water infiltration. Style and energy efficiency combine here to provide a comfortable climate in your garage.



Country Manor, Slate, Mission with 4-over-4-square windows.

## Colors

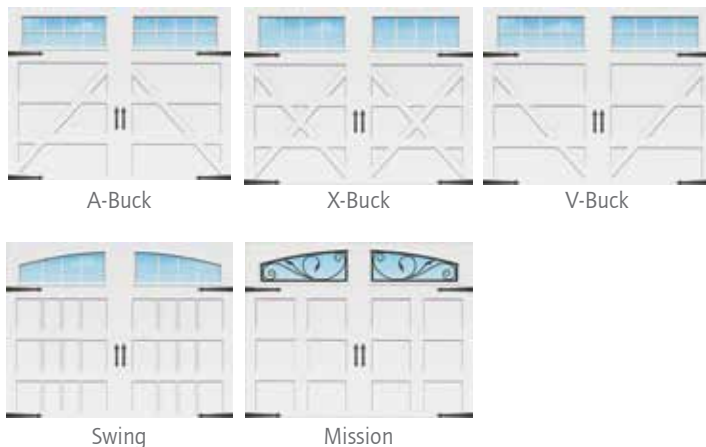
Start creating a beautiful, customized garage door design that fits your style by selecting from one of our many color options below

### Standard Solid Colors

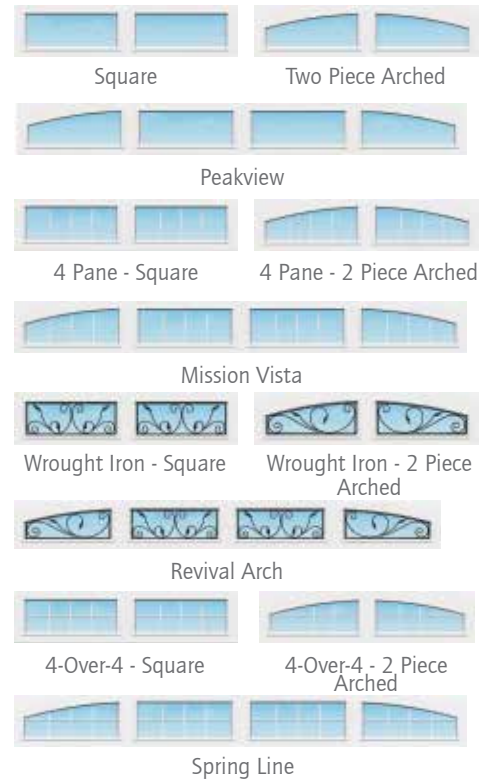


*Black steel doors come standard with a Cool Chemistry™ paint finish to protect from extreme heat. For environments where extreme heat and sunlight exposures are constant, black not recommended.*

## Panels



## Windows



## Glass



# Raynor StyleView™

An inspiration in both form and function, Raynor StyleView garage doors offer architectural flexibility, maximum visibility and extreme durability in a maintenance-free aluminum garage door.

## ArmorBrite™ Color System

Choose from over 188 Raynor ArmorBrite™ colors.



## Anodized Finish Options



## Elegant Finish Woodtones™ Options

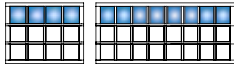


Raynor StyleView Narrow Profile

## Panel Options

### Custom Carriage House

#### Swing-Up



#### Swing-Out

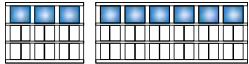


No batten 1 batten 2 batten 3 batten



No batten 1 batten 2 batten

#### Accordion



No batten 1 batten

#### Bi-Fold

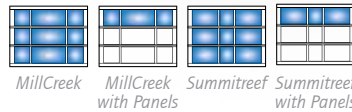


No batten No batten 1 batten



1 batten 2 batten 3 batten

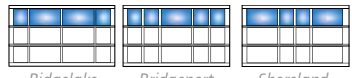
### Custom Mixed Panel



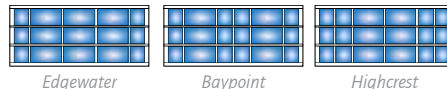
MillCreek MillCreek with Panels Summitreef Summitreef with Panels



Ridgelake Bridgeport Shoreland




Ridgelake with panels Bridgeport with panels Shoreland with panels



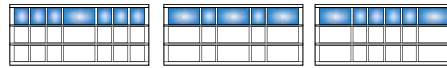
Edgewater Baypoint Highcrest



Edgewater with panels Baypoint with panels Highcrest with panels



Springfield Brookview Riverside



Springfield with panels Brookview with panels Riverside with panels

### Narrow & Wide Profile

#### Single Car



Single car, 4'0" to 9'2", 2 panel design



Single car, 9'3" to 12'2", 3 panel design

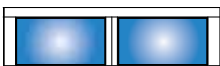


Double car, 12'3" to 20'0", 4 & 5 panel designs

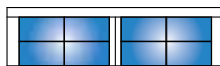
\* Not available on narrow profile

## Window Options

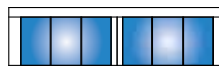
### Custom Carriage House



1 Pane



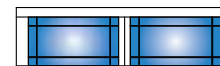
2 Over 2 Pane



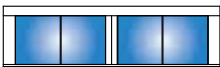
3 Pane



4 Pane



Prairie (Simulated Only)



2 Pane



2 Over 2 Pane



3 Over 3 Pane



4 Over 4 Pane

# Aspen™ Series

Aspen Series steel garage doors provide the ultimate in safety, quality, and energy efficiency in a steel, three-layer construction door design. The Aspen Series features Raynor's proprietary WeatherLock™ section joint and seal system, NeuFoam™ polyurethane insulation, and a multitude of panel designs.

## Aspen™ AP200LV



Tested U-Factor	0.17
Calculated R-Value	18.0

### Environmentally Friendly

- Steel, two-sided
- 2" thick, NeuFoam™ polyurethane insulation
- Available in solid color or woodtone options
- Raised Ranch, Raised Colonial, Recessed Ranch, Recessed Colonial, Mixed, Flush and Plank panel designs
- Features Raynor WeatherLock™ section joint
- Optional EnduraCote™ hardware and track system
- Features "For As Long As You Own Your Home" Limited Warranty on sections and EnduraCote track and hardware, standard track and hardware 6-years and 3-years springs limited warranty\*
- **ColorWave™**: Choose from 1,500 Sherwin-Williams® colors to custom match your door to your home
- 20% larger windows than the standard model

## Aspen™ AP200N



Tested U-Factor	0.17
Calculated R-Value	18.0

### Environmentally Friendly

- Steel, two-sided
- 2" thick, NeuFoam™ polyurethane insulation
- Available in solid color or a woodtone option
- Flush and Plank panel designs
- Features Raynor WeatherLock™ section joint
- Optional EnduraCote™ hardware and track system
- Features "For As Long As You Own Your Home" Limited Warranty on sections and EnduraCote track and hardware, standard track and hardware 6-years and 3-years springs limited warranty\*
- **ColorWave™**: Choose from 1,500 Sherwin-Williams® colors to custom match your door to your home
- Contemporary narrow profile windows

## Aspen™ AP200



Tested U-Factor	0.17
Calculated R-Value	18.0

### Wind Load Approved



### Environmentally Friendly

- Steel, two-sided
- 2" thick, NeuFoam™ polyurethane insulation
- Available in solid color or woodtone options
- Raised Ranch, Raised Colonial, Recessed Ranch, Recessed Colonial, Mixed, Flush and Plank panel designs
- Features Raynor WeatherLock™ section joint
- Optional EnduraCote™ hardware and track system
- Features "For As Long As You Own Your Home" Limited Warranty on sections and EnduraCote track and hardware, standard track and hardware 6-years and 3-years springs limited warranty\*
- **ColorWave™**: Choose from 1,500 Sherwin-Williams® colors to custom match your door to your home

## Aspen™ AP138



Tested U-Factor	0.20
Calculated R-Value	13.0

### Wind Load Approved



### Environmentally Friendly

- Steel, two-sided
- 1-3/8" thick, NeuFoam™ polyurethane insulation
- Available in solid color or woodtone options
- Raised Ranch, Raised Colonial, Recessed Ranch, Recessed Colonial, Mixed, Flush and Plank panel designs
- Features Raynor WeatherLock™ section joint
- Optional EnduraCote™ hardware and track system
- Features "For As Long As You Own Your Home" Limited Warranty on sections and EnduraCote track and hardware, standard track and hardware 6-years and 3-years springs limited warranty\*
- **ColorWave™**: Choose from 1,500 Sherwin-Williams® colors to custom match your door to your home

\* See [www.raynor.com/products](http://www.raynor.com/products) for complete and full Limited Warranty details.



# AP200LV LuxeVue™

AP200LV LuxeVue door by Raynor® combines all of the aesthetic design options of our Aspen™ Series line with a dramatically larger top window section to create a beautiful door, with stunning curb appeal.

**Step out of the ordinary** and compliment your home's aesthetic features with a LuxeVue™ door. The AP200LV is the perfect choice for a pristine, high-end, garage door.

*Reference the LuxeVue brochure for more information on the AP200LV.*

## Glass Options

All of our windows are tightly sealed to keep the elements out of your garage. Choose from either clear, obscure or satin glass styles.



Clear



Obscure



Satin



LuxeVue™

AP200LV Almond Ranch with Mission Vista Windows



Standard

AP200LV Almond Ranch with Breckenridge Windows

## Window Options



Square



4 Pane - Square



Wrought Iron - Square



4-Over-4 - Square



Two Piece Arched



4 Pane - Two Piece Arched



Wrought Iron - Two Piece Arched



4-Over-4 - Two Piece Arched



Peak View



Spring Line



Mission Vista



Revival Arch

# AP200N Contempra™

The Aspen Contempra model is built on a 2" Aspen base and provides clean, sleek lines for the ultimate contemporary look. A low profile, and narrow frame design, make a statement while still letting natural light into the garage without sacrificing privacy.



Aspen Contempra, black with plank panels and satin glass

## Panel Options



Flush



Plank

## Colors\*

### Solid Color Options



## Glass Options

All of our windows are tightly sealed to keep the elements out of your garage. Choose from either clear, satin, or black satin glass styles.



Clear

Satin


Black Satin

\*Black satin available on insulated units only


## Aspen Elements™ Options

A collection of high-definition, digitally printed woodtone styles that embody the elemental allure of nature, blending rich grains and authentic textures to capture the essence of natural wood. Utilizing modern technology, these designs harmonize tradition with innovation, making a bold statement of style and refinement.


### Dual Aspen Elements



### Plank Aspen Elements



## Optional Post Paint Finish\*

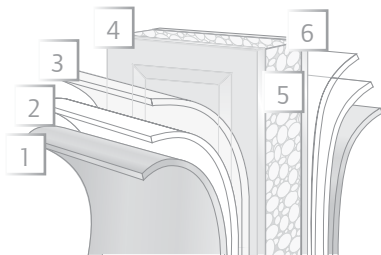
 Raynor's ColorWave™ features Sherwin-Williams® next generation post paint system for your garage door. With 1,500 colors to choose from, home and business owners can couple this elite paint system with state of the art Raynor manufacturing to craft the perfect look for their home or project.




# Aspen™ AP200 & AP138

Raynor Aspen™ garage doors are available in two thickness options; 2" and 1 3/8". Both models feature NeuFoam™ insulation technology, ensuring that 100% of the section's interior is filled with energy saving polyurethane insulation.

## Aspen™ Panel Construction



1. Baked-on finish
2. Epoxy primer
3. Galvanized layer
4. High-strength steel
5. Polyurethane insulation
6. High-strength steel



Aspen, black with colonial raised panel embossment and prairie windows.

\*See [www.raynor.com](http://www.raynor.com) for complete and full Limited Warranty details.

## Colors\*


### Solid Color Options




### Aspen Elements™ Options

A collection of high-definition, digitally printed woodtone styles that embody the elemental allure of nature, blending rich grains and authentic textures to capture the essence of natural wood. Utilizing modern technology, these designs harmonize tradition with innovation, making a bold statement of style and refinement.

#### Dual Aspen Elements



#### Plank Aspen Elements



### Optional Post Paint Finish\*

Raynor's ColorWave™ features Sherwin-Williams® next generation post paint system for your garage door. With 1,500 colors to choose from, home and business owners can couple this elite paint system with state of the art Raynor manufacturing to craft the perfect look for their home or project.

## Hardware Options

### Standard

Aspen doors feature galvanized steel track and hinges, Egyptian coated springs, and heavy-duty nylon rollers with steel ball bearings for long life and quiet operation.

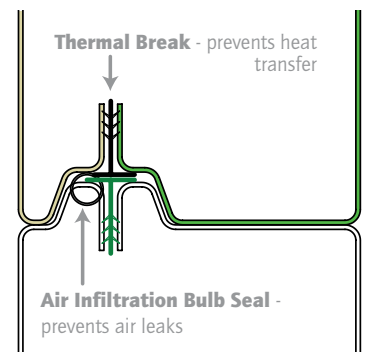
### Optional

Raynor's EnduraCote™ system includes white powder coated track, end stiles and hinges, black powder coated extended life springs and torsion bar. The EnduraCote™ option also extends the Limited Warranty\* on hardware and springs to the original purchaser "For As Long As You Own Your Home" against defects in material and workmanship.




## WeatherLock™ Section Joints

Aspen™ doors incorporate Raynor's exclusive WeatherLock™ section joint. Raynor's proprietary modified tongue-in-groove joint provides exceptional strength, moving the joint forward to increase effectiveness of the air and water seal, keeping out unwanted water and air infiltration, while providing unyielding section strength and integrity.



# Panel Options\*

Aspen™ offers distinctly different panel options to help give your home a custom and unique look.




Recessed Ranch



Raised Ranch




Recessed Ranch Grooved



Flush



Raised Colonial



Recessed Colonial Grooved



Mixed Panel



Plank

# Optional Window & Decorative Hardware\*

Raynor's many window and decorative hardware options add the finishing touches to your Aspen™ door. These small details customize the door to your home and increase curb appeal.

## Window Options



Clear Colonial



Clear Ranch



Obscure Colonial



Obscure Ranch

## Snap-In Inserts



Stockton Colonial



Stockton Ranch



Cascade Colonial



Cascade Ranch


\*See Aspen Brochure for full selection.

## Decorative Hardware Options

### Handles



### Straps



### Plastic Decorative Hardware Kits



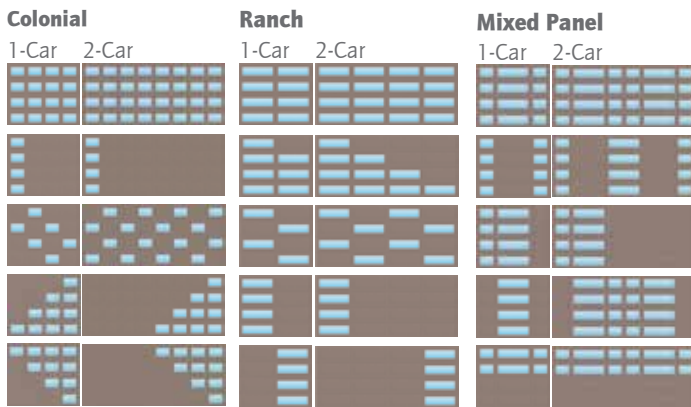
\*See Aspen Brochure for full selection.

# AP200 VersaView

With Raynor's VersaView door, you have the ability to place windows in any location on your door. Create a contemporary look with a vertical row of windows, or get creative in your window placement for a one of a kind look. The VersaView offering increases the amount of light inside your garage while improving the look of your garage door with stylish designs that enhance the curb appeal of your home! Your Raynor Dealer can build you a door with a unique look using the customizable window placement available with the VersaView program for our Aspen AP200 doors.



AP200 VersaView Walnut Ranch with Full View Windows



## Glass Options

All of our windows are tightly sealed to keep the elements out of your garage. Choose from clear, obscure satin, black satin or dark tint glass styles.



\*Black Satin available on insulated units only



VersaView available on 2" Aspen doors only. Tempered glass must be used when placing windows in the bottom 2 sections. Max door size of 18' 2" wide x 10'0" high. Recessed ranch panel option is not available with windows if there is an 18" section in the stack.



Encore™ - EN200 • Grey • Colonial • Stockbridge Colonial Windows

## Encore Series™

Encore Series steel garage doors are beautifully designed with the homeowner in mind. These doors are strong, durable, and offer thermal benefits in a wide variety of custom design options at a competitive price.

### Encore™ EN200



 Wind Load Approved

 Environmentally Friendly

- Steel, two-sided
- 2" thick, polystyrene insulation
- Available in 9 solid color options and 2 single directional woodtone options
- Colonial, Ranch, Flush, Colonial Carriage, Ranch Carriage, Plank and Shaker panel designs
- Multiple window options available
- Industry or Raynor Track and Hardware packages available
- Features "For As Long As You Own Your Home" limited warranty on section\*

\* See [www.raynor.com/products](http://www.raynor.com/products) for complete and full Limited Warranty details.




# Encore™ EN200

The Raynor Encore steel two-sided residential garage door boasts both beauty and practicality. Its 2" thick sections feature a core of polystyrene insulation bonded between two high-strength, steel skins for a thermally beneficial option resulting in a 10.0 calculated R-value\*. A variety of options paired with a gunite surface texture, embossed panels and thermal benefits, give homeowners the perfect door to enhance the look of their home at an economical price point.



- 1. High-strength steel
- 2. Polystyrene insulation
- 3. Bottom seal



Encore, white with shaker panel embossment

\*Pending testing in accordance with DASMA TDS-163

## Colors

### Standard Solid Colors



### Optional Solid Colors



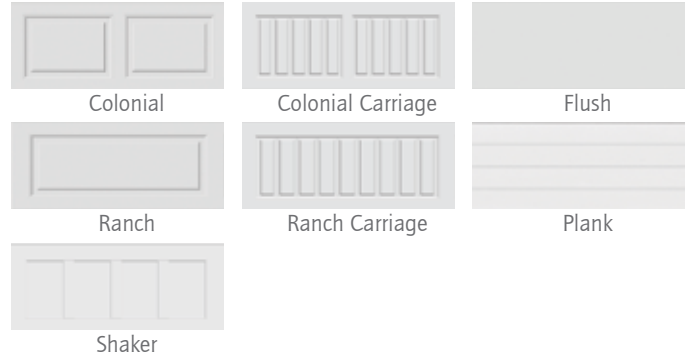
### Optional Single Directional Woodtone



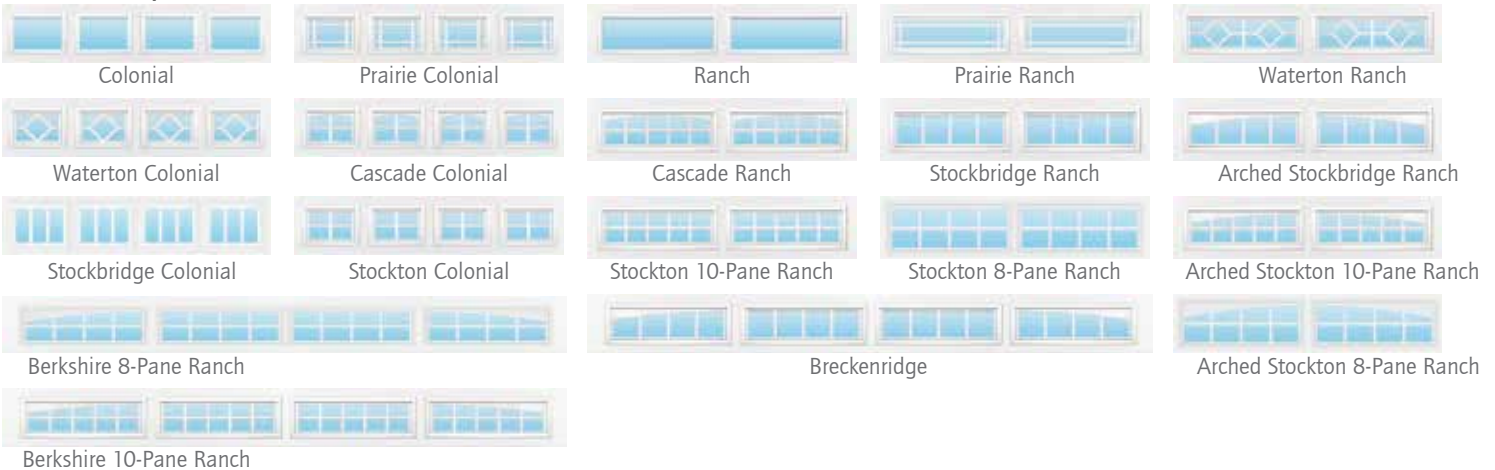
The swatches shown on monitors and printed materials may vary from the actual color. For a true representation of the color, visit your local Raynor Dealer.

## Panel Options

Maximum opening door size\*: 20'0" wide (1" increments) x 10' high (3" increments)



## Window Options





TradeMark™ - White Colonial with Clear Colonial Windows

# Advantage Series™

Advantage Series garage doors offer homeowners, builders, and contractors a solid pan door option with a wide-range of options and designs from which to choose.

## TradeMark™



 Wind Load Approved

 Environmentally Friendly

- Steel door (with optional polystyrene insulation)
- 24 gauge steel
- Available in 5 solid color options or ColorWave™
- Our beautiful window designs put the finishing touch on your garage door. Choose from clear or obscure single pane glass. Snap-in window designs add charm to any home. A variety of styles lets you customize your look!
- Features limited lifetime rust-through section warranty, 6-years track & hardware limited warranty and 3-years springs limited warranty\*

## BuildMark®



 Wind Load Approved

 Environmentally Friendly

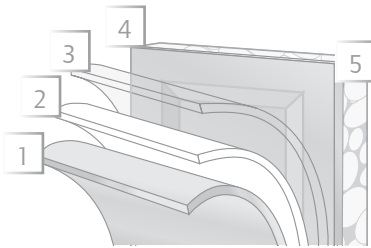
- Steel door (with optional polystyrene insulation)
- 25 gauge steel
- Available in solid colors and ColorWave™ options
- Our beautiful window designs put the finishing touch on your garage door. Choose from clear or obscure single pane glass. Snap-in window designs add charm to any home. A variety of styles lets you customize your look!
- Features limited lifetime rust-through section warranty, 6-years track & hardware limited warranty and 3-years springs limited warranty\*

\* See [www.raynor.com/products](http://www.raynor.com/products) for complete and full Limited Warranty details.



# TradeMark™

The combination of durable, 24-gauge steel, defined raised panel styling and authentic woodgrain texture gives your home curb appeal with TradeMark steel garage doors. Add charm with colonial or ranch panels, or for a distinctive look on your home, choose the colonial recessed grooved style. Optional polystyrene insulation can be added to provide additional comfort and help keep your garage quieter.



1. Baked-on finish
2. Epoxy primer
3. Galvanized layer
4. High-strength steel
5. Optional polystyrene insulation




TradeMark, Ranch, with Cascade Ranch inserts

## Colors

### Standard Solid Colors



### Optional Post Paint Finish\*

 Raynor's ColorWave™ features Sherwin-Williams® next generation post paint system for your garage door. With 1,500 colors to choose from, home and business owners can couple this elite paint system with state of the art Raynor manufacturing to craft the perfect look for their home or project.


\*Not all colors are available in solar reflective paint, colors that are not available as solar reflective cannot be used on polyurethane doors.

## Hardware Options

### Decorative Hardware



### Straps



\*See TradeMark brochure for full hardware selection.

### Hardware

TradeMark doors feature galvanized steel hardware.

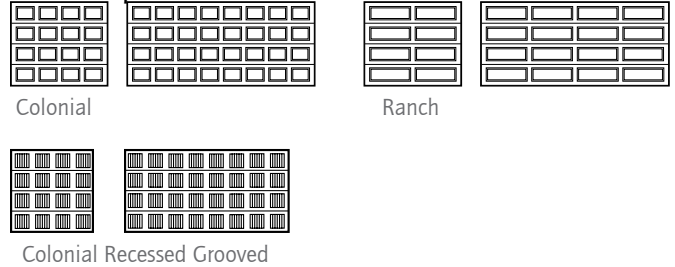


### Insulation Options

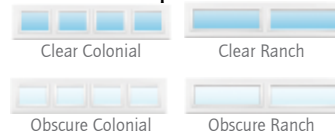
An energy-saving core of polystyrene insulation provides added comfort and helps keep your garage quieter.



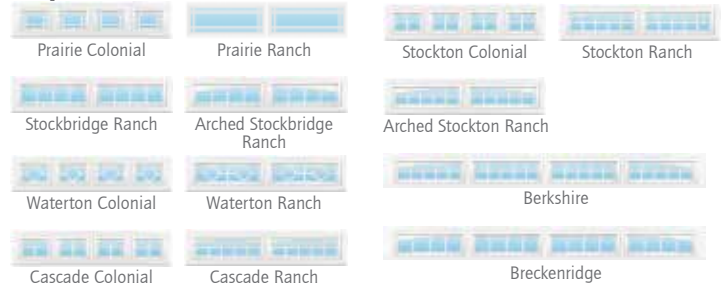
## Panel Options\*



## Window Options

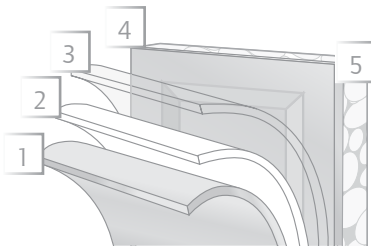


### Snap-In Inserts



# BuildMark®

This steel garage door design offers a traditional look at an affordable price. Choose from the time-honored ranch and colonial patterns or customize your garage with a colonial recessed grooved style. Optional polystyrene insulation can be added to provide additional comfort and help keep your garage quieter.



1. Baked-on finish
2. Epoxy primer
3. Galvanized layer
4. High-strength steel
5. Optional polystyrene insulation



BuildMark, Colonial, with Cascade Colonial inserts

## Colors

### Standard Solid Colors


Standard



### Optional Solid Color

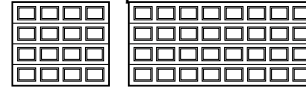


### Optional Post Paint Finish\*


 Raynor's ColorWave™ features Sherwin-Williams® next generation post paint system for your garage door. With 1,500 colors to choose from, home and business owners can couple this elite paint system with state of the art Raynor manufacturing to craft the perfect look for their home or project.

\*Not all colors are available in solar reflective paint, colors that are not available as solar reflective cannot be used on polyurethane doors.


## Panel Options\*



Colonial



Ranch



Colonial Recessed Grooved


## Hardware Options

### Decorative Hardware



See Raynor Dealer for full hardware selection.

### Straps



### Hardware

TradeMark doors feature galvanized steel hardware.



### Insulated Options

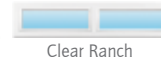
An energy-saving core of polystyrene insulation provides added comfort and helps keep your garage quieter.



## Window Options



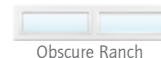
Clear Colonial



Clear Ranch



Obscure Colonial



Obscure Ranch

### Snap-In Inserts



Prairie Colonial



Prairie Ranch



Stockton Colonial



Stockton Ranch



Stockbridge Ranch



Arched Stockbridge Ranch



Arched Stockton Ranch



Waterton Colonial



Waterton Ranch



Berkshire




Cascade Colonial



Cascade Ranch



Breckenridge



## Garage Door Openers & Smart Accessories

Raynor offers a full line of residential openers, featuring a variety of horsepower and configuration options. All of our operators feature myQ™ technology, a patented, two-way communication system that allows users to open and close the garage door and manage other household devices from anywhere in the world via a Smart Phone. Ask your authorized Raynor dealer about our residential openers, and select the ideal Raynor opener for your home.

Raynor also offers a full range of smart accessories to enhance the safety and security of your home and garage! From smart cameras that easily mount to your existing opener, to smart door locks for your main entrance, Raynor's got you covered! With Raynor Smart Accessories you will have peace of mind from anywhere, knowing the entrances to your home are secured!



### myQ Video Keypad

The myQ Video Keypad allows homeowners to monitor and control access to who is coming and going from their home in the myQ® App anywhere, anytime!



### Smart Keypad Lever

The Smart Keypad Lever brings keyless entry to doors with no deadbolt, allowing you to lock, unlock and view door activity in the myQ® App anywhere, anytime!



### Smart Touchscreen Deadbolt

The Smart Touchscreen Deadbolt replaces your existing deadbolt with a slim, key-free deadbolt with a touchscreen keypad, allowing you to lock, unlock and view door activity in the myQ® App anywhere, anytime!

# Residential Sectional Overview



AP200 VersaView • Raised Ranch • Bronze • Vertical Ranch Windows

## Design Center



See what a new door can do to enhance the look of your home in real time on Raynor's Garage Door Design Center. Select from our residential garage door models and customize your design on an uploaded image of your home or a stock photo. Visit [www.designcenter.raynor.com](http://www.designcenter.raynor.com) to start designing today!

## DASMA TPV Program



The DASMA Thermal Performance Verification (TPV) Program is a voluntary program to certify and verify the thermal performance ratings of sectional door products using third-party testing and inspection. The U-Factor on this model is verified through the DASMA TPV Program.

Exclusively Distributed by:



## Follow Us



P.O. Box 448, 1101 East River Rd., Dixon, IL 61021-0448  
1-800-4-RAYNOR (472-9667)

©2024 Raynor 2903849 0824B